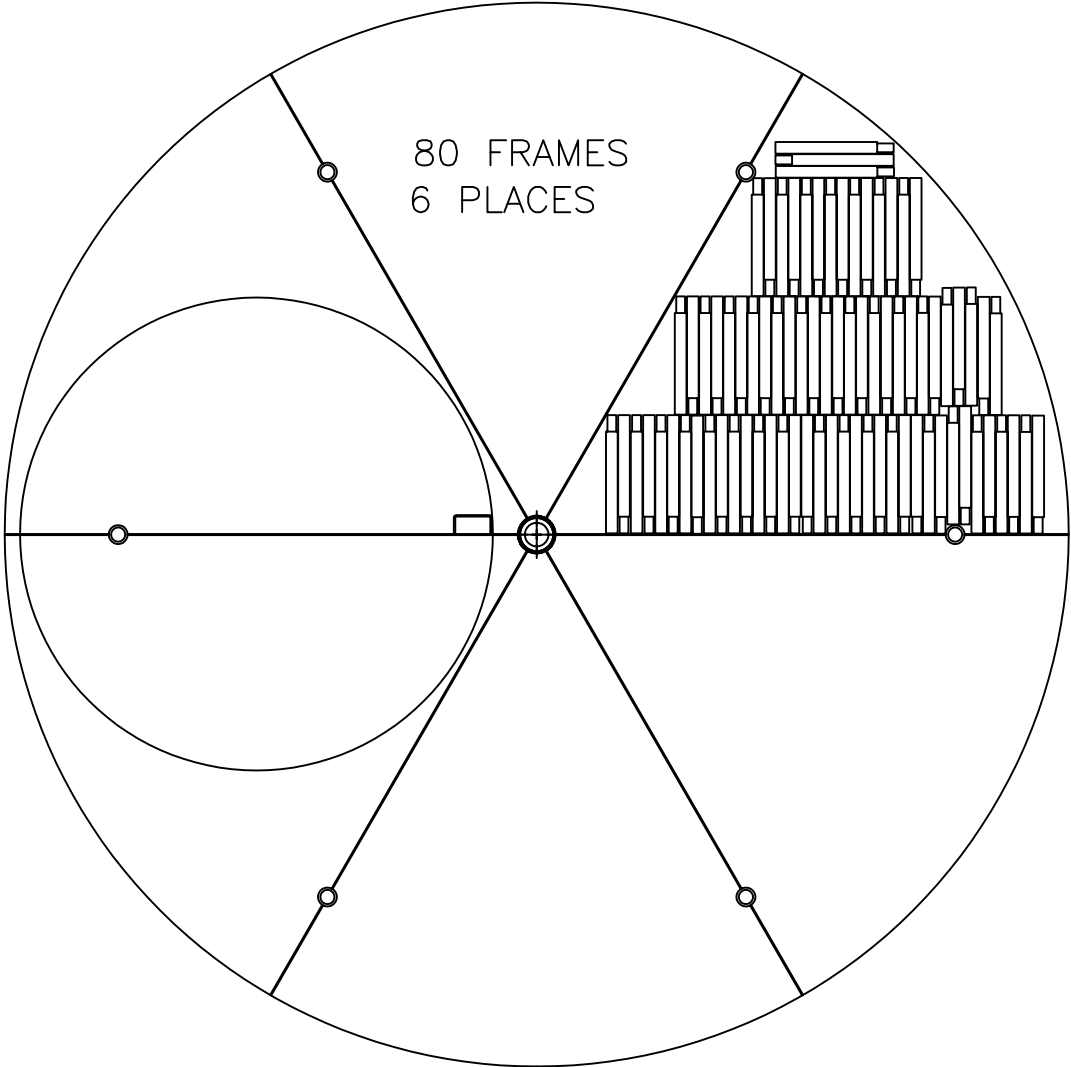


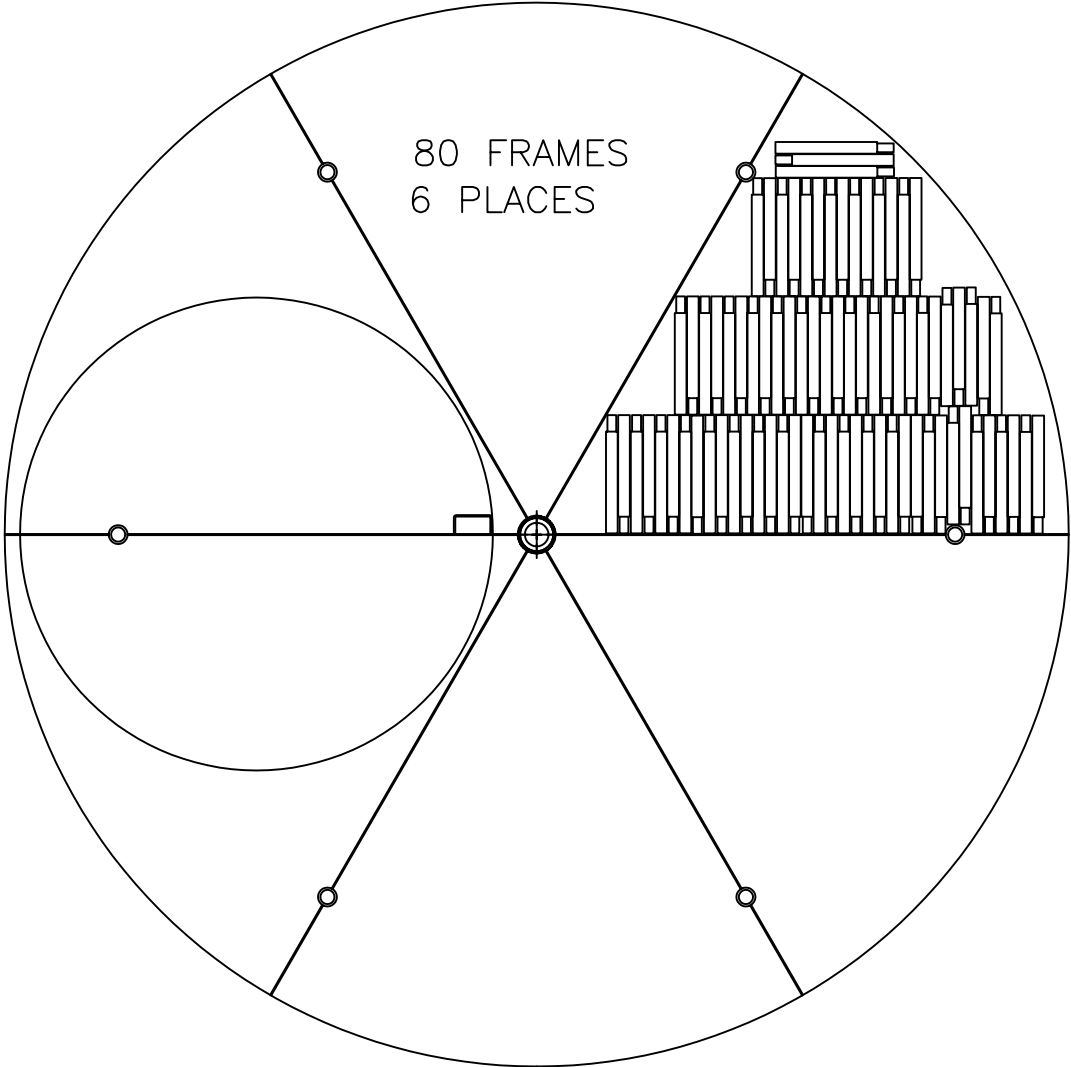
LAYOUT



BOM

P/N	DESCRIPTION	QTY
11831969	FRAMES	480
10823393	CANISTERS	3840

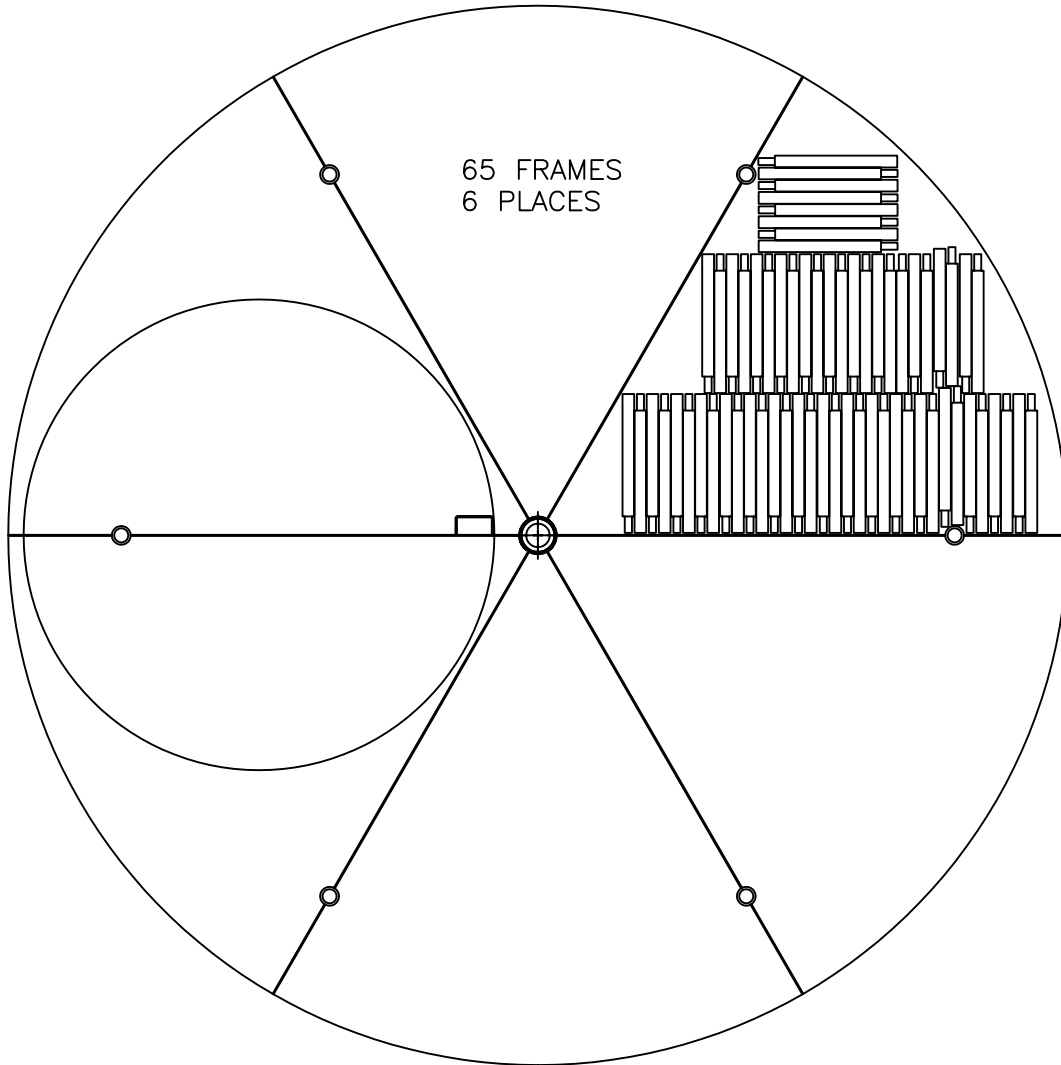
LAYOUT



BOM

P/N	DESCRIPTION	QTY
11831969	FRAMES	480
10823393	CANISTERS	3840

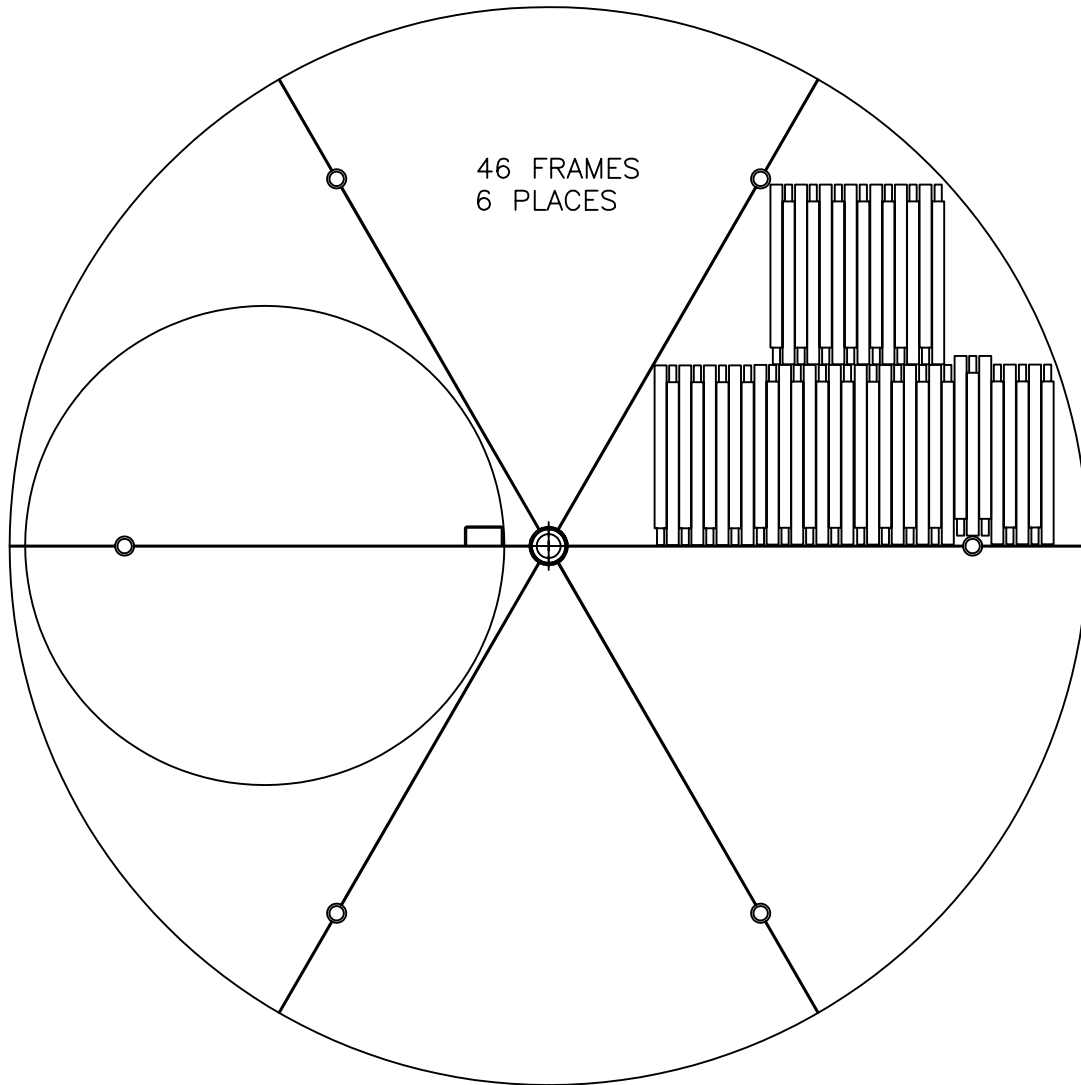
MVE 1830HE+
BAXTER 4R9953
LAYOUT



BOM

P/N	DESCRIPTION	QTY
10580740	FRAMES	390
10580694	CANISTERS	1950

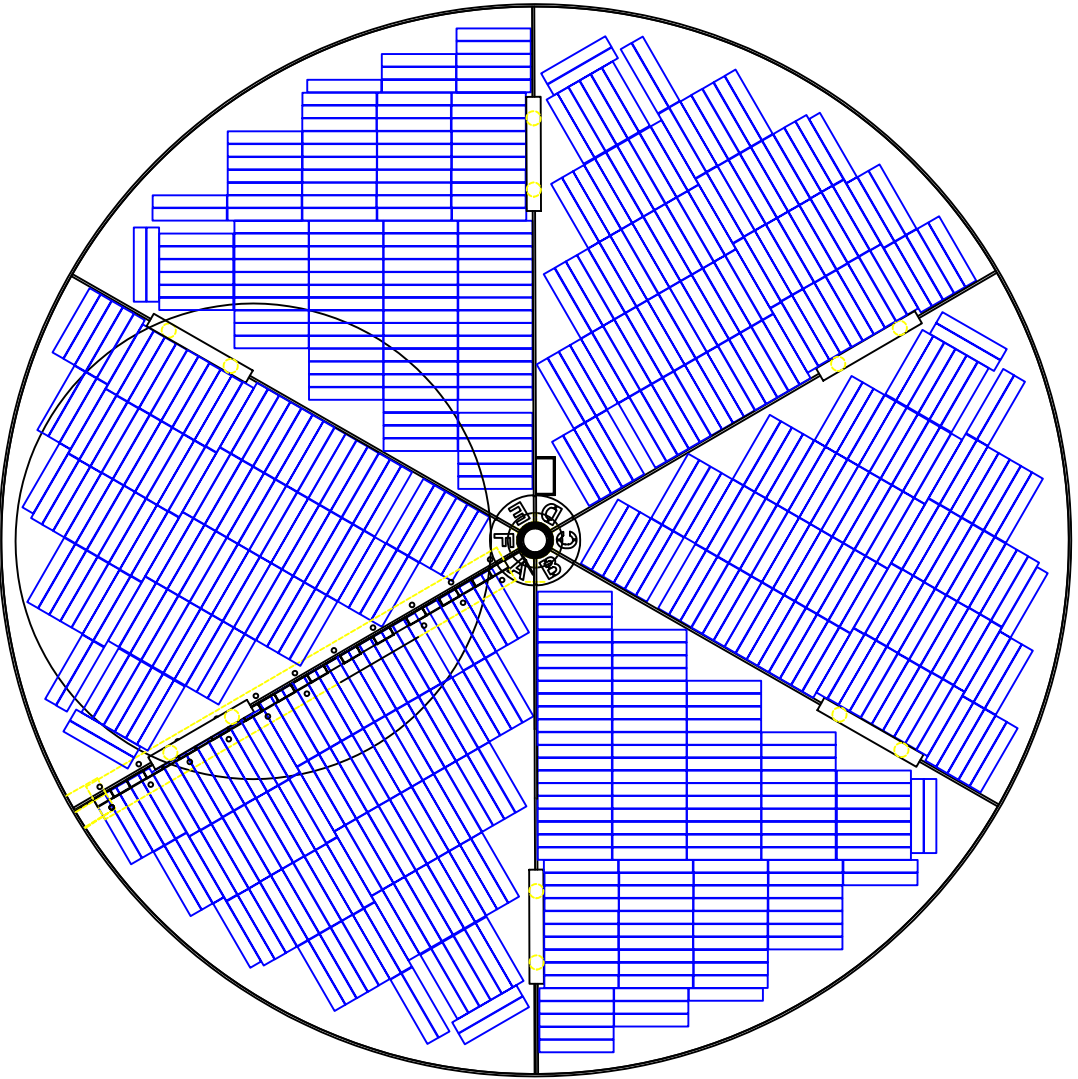
MVE 1830HE+
BAXTER 4R9955
LAYOUT



BOM

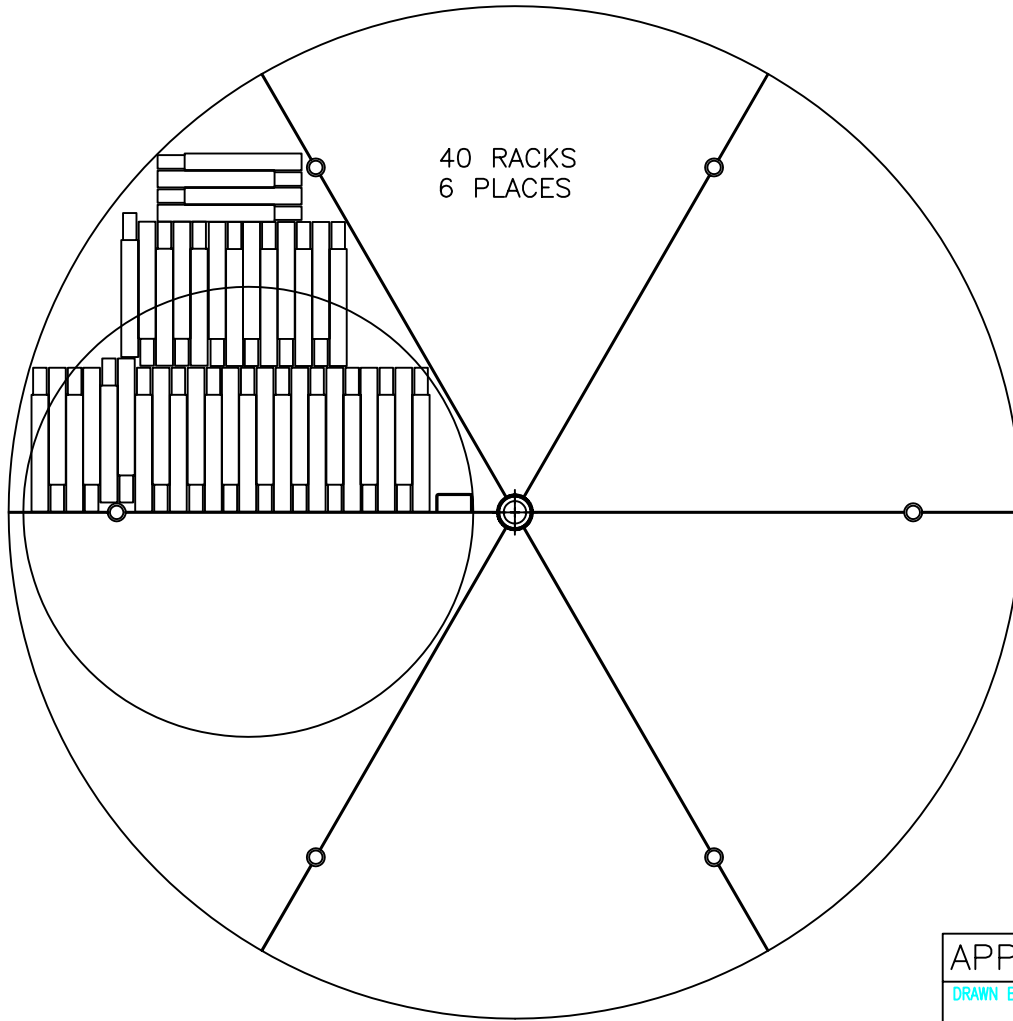
P/N	DESCRIPTION	QTY
10968437	FRAMES	276
10580707	CANISTERS	1380

XLC1830HE+
CLIPPER MEDSEP
LAYOUT



BOM

P/N	DESCRIPTION	QTY
11707132	FRAMES	707
11044615	CANISTERS	5656



40 RACKS
6 PLACES

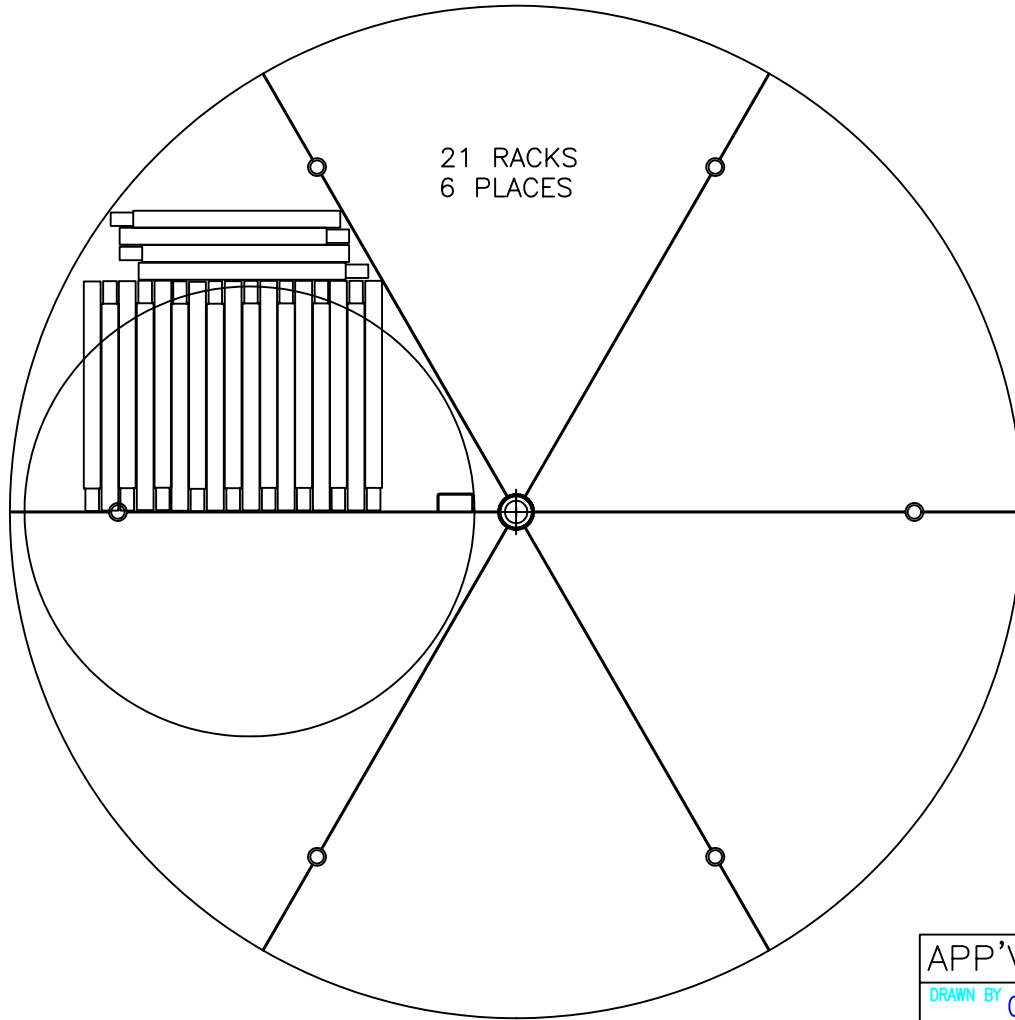
BOM

P/N	DESCRIPTION	QTY
10580782	FRAMES	240
10580715	CANISTERS	960

REV	APPV	ECR	REVISION DESCRIPTION	BY	DATE	APP'VD	DATE	USED ON	APPLICATION
B		204,688	REVISED LAYOUT	JRH	6/26/02				
A		201,970	REVISED LAYOUT	JSB	3/9/98				

<p>THE MATERIALS AND INFORMATION, INCLUDING THE PRINCIPLES OF DESIGN PRESENTED BY THIS PRINT, IS THE EXCLUSIVE PROPERTY OF MINNESOTA VALLEY ENGINEERING, AND IS CONFIDENTIAL INFORMATION. ACCORDINGLY, THIS INFORMATION IS SUBMITTED TO YOU WITH THE AGREEMENT THAT IT IS NOT TO BE REPRODUCED, COPIED, OR LOANED, IN PART OR IN WHOLE, NOR IS THE INFORMATION TO BE RELAYED TO ANY COMPANY. ACCEPTANCE OF THIS DRAWING WILL BE CONSTRUED AS AN AGREEMENT TO THE ABOVE.</p>	<p>MAT'L</p> <p>FINISH P/N 10581566</p>	<p>UNLESS OTHERWISE SPECIFIED DIMENSIONS ARE IN INCHES. TOLERANCES: FRACTIONS ± ANGLES ± 2 PLACE DECIMAL ± 3 PLACE DECIMAL ±</p>	<p>APP'VD</p> <p>DRAWN BY CB</p> <p>CHECKED BY</p> <p>PROJ.ENGR.</p>	<p>DATE</p> <p>8-1-95</p>	<p>XLC 1830 HE</p>	<p>USED ON</p>	<p>APPLICATION</p>
		<p>MVE INC. CANTON, GEORGIA 30114</p>		<p>TITLE: GAMBRO DF-200</p>		<p>DRAWING NO. A-10581566</p>	<p>REV: B</p>
		<p>SCALE: 3/32"=1</p>	<p>DO NOT SCALE DRAWING</p>	<p>SHEET: 1 of 1</p>			

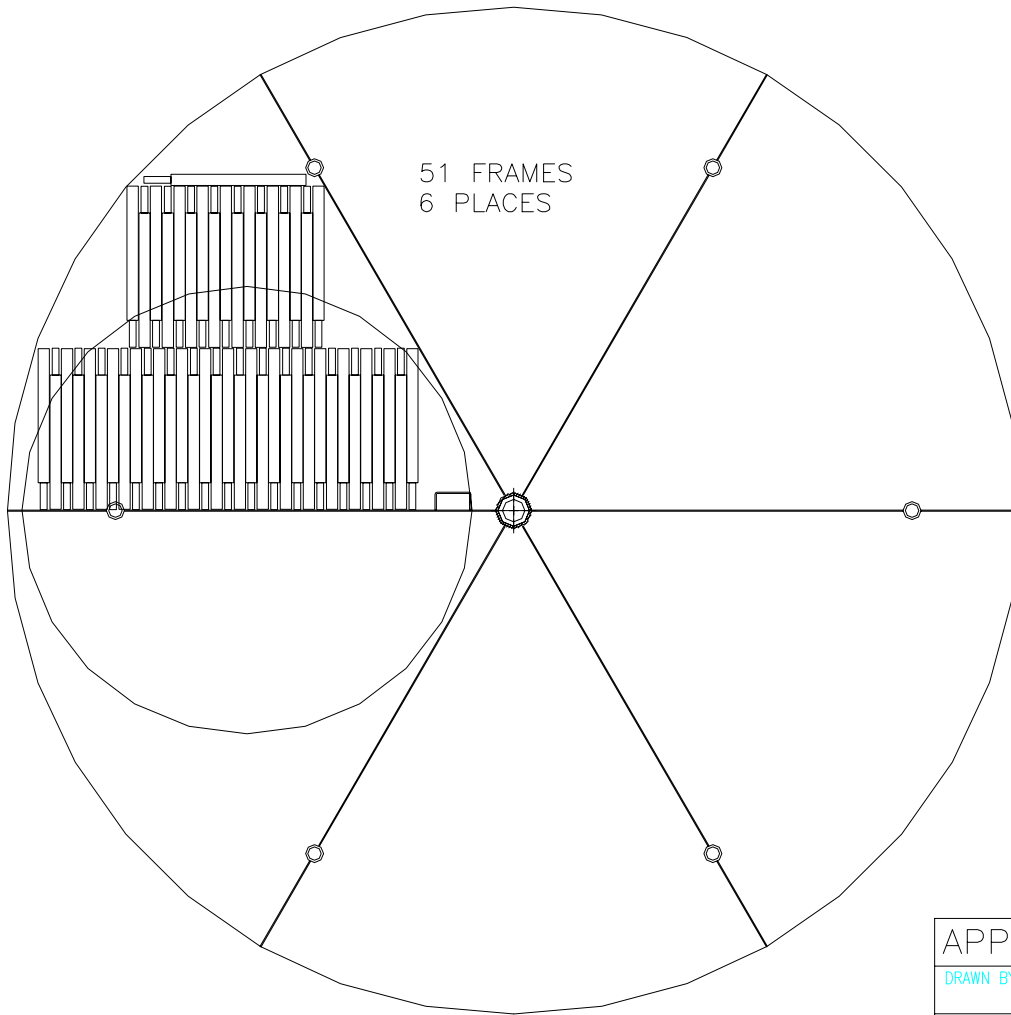
DRAWING NO. **A-10581574**



BOM

P/N	DESCRIPTION	QTY
10580803	FRAMES	126
10580723	CANISTERS	504

					APP'VD	DATE			
					DRAWN BY	CB	8-1-95	XLC 1830 HE	
					CHECKED BY			USED ON	
					PROJ.ENGR.			APPLICATION	
B		204,688	REVISED LAYOUT	JRH	6/26/02				
A		201,970	REVISED LAYOUT	JSB	3/10/98				
REV	APPV	ECR	REVISION DESCRIPTION	BY	DATE				
<p>THE MATERIALS AND INFORMATION, INCLUDING THE PRINCIPLES OF DESIGN PRESENTED BY THIS PRINT, IS THE EXCLUSIVE PROPERTY OF MINNESOTA VALLEY ENGINEERING, AND IS CONFIDENTIAL INFORMATION. ACCORDINGLY, THIS INFORMATION IS SUBMITTED TO YOU WITH THE AGREEMENT THAT IT IS NOT TO BE REPRODUCED, COPIED, OR LOANED, IN PART OR IN WHOLE, NOR IS THE INFORMATION TO BE RELAYED TO ANY COMPANY. ACCEPTANCE OF THIS DRAWING WILL BE CONSTRUED AS AN AGREEMENT TO THE ABOVE.</p>				<p>MAT'L</p> <p>FINISH P/N 10581574</p>		<p>MVE MVE INC. CRYOGENICS CANTON, GEORGIA 30114</p>			
						<p>TITLE: GAMBRO DF-700</p>			
						<p>DRAWING NO. A-10581574</p>			<p>REV: B</p>
<p>SCALE: 3/32"=1</p>		<p>DO NOT SCALE DRAWING</p>		<p>SHEET: 1 of 1</p>					



BOM

P/N	DESCRIPTION	QTY
10969069	FRAMES	306
10969077	CANISTERS	918

APP'VD	DATE		
DRAWN BY JSB	3/12/98	XLC 1830 HE	
CHECKED BY		USED ON	
PROJ.ENGR.			

A		204,688	REVISED LAYOUT	JRH	6/26/02
REV	APPV	ECR	REVISION DESCRIPTION	BY	DATE



CRYOGENICS

MVE INC.
CANTON, GEORGIA 30114

TITLE:

CHARTERMED
7005-2/7039-2/7303-2

DRAWING NO.

A-10969392

REV:

A

SCALE:

3/32"=1

DO NOT SCALE
DRAWING

SHEET:

1 of 1

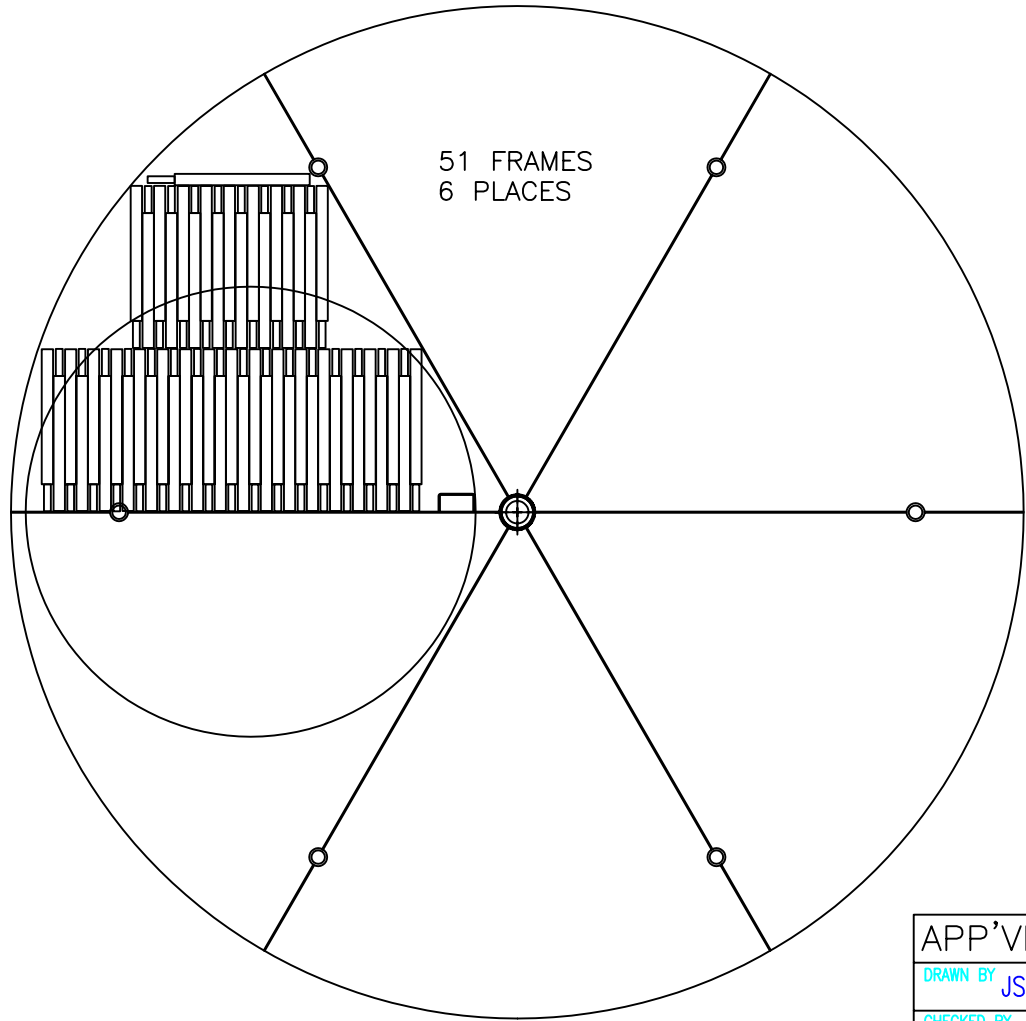
MAT'L

FINISH P/N
10969392

THE MATERIALS AND INFORMATION, INCLUDING THE PRINCIPLES OF DESIGN PRESENTED BY THIS PRINT, IS THE EXCLUSIVE PROPERTY OF MINNESOTA VALLEY ENGINEERING, AND IS CONFIDENTIAL INFORMATION. ACCORDINGLY, THIS INFORMATION IS SUBMITTED TO YOU WITH THE AGREEMENT THAT IT IS NOT TO BE REPRODUCED, COPIED, OR LOANED, IN PART OR IN WHOLE, NOR IS THE INFORMATION TO BE RELAYED TO ANY COMPANY. ACCEPTANCE OF THIS DRAWING WILL BE CONSTRUED AS AN AGREEMENT TO THE ABOVE.

UNLESS OTHERWISE SPECIFIED
DIMENSIONS ARE IN INCHES.

TOLERANCES:
FRACTIONS ±
ANGLES ±
2 PLACE DECIMAL ±
3 PLACE DECIMAL ±



BOM

P/N	DESCRIPTION	QTY
10969481	FRAMES	306
10969472	CANISTERS	918

APP'VD	DATE		
DRAWN BY JSB	3/12/98	XLC 1830 HE	
CHECKED BY		USED ON	
PROJ.ENGR.			

A		204,688	REVISED LAYOUT	JRH	6/26/02
REV	APPV	ECR	REVISION DESCRIPTION	BY	DATE

MVE CRYOGENICS
MVE INC.
CANTON, GEORGIA 30114

THE MATERIALS AND INFORMATION, INCLUDING THE PRINCIPLES OF DESIGN PRESENTED BY THIS PRINT, IS THE EXCLUSIVE PROPERTY OF MINNESOTA VALLEY ENGINEERING, AND IS CONFIDENTIAL INFORMATION. ACCORDINGLY, THIS INFORMATION IS SUBMITTED TO YOU WITH THE AGREEMENT THAT IT IS NOT TO BE REPRODUCED, COPIED, OR LOANED, IN PART OR IN WHOLE, NOR IS THE INFORMATION TO BE RELAYED TO ANY COMPANY. ACCEPTANCE OF THIS DRAWING WILL BE CONSTRUED AS AN AGREEMENT TO THE ABOVE.

MAT'L

FINISH P/N
10969456

UNLESS OTHERWISE SPECIFIED
DIMENSIONS ARE IN INCHES.
TOLERANCES:
FRACTIONS ±
ANGLES ±
2 PLACE DECIMAL ±
3 PLACE DECIMAL ±

TITLE: CHARTERMED 7400-2/7410-2/7403-2	
DRAWING NO. A-10969456	REV: A
SCALE: 3/32"=1	DO NOT SCALE DRAWING
SHEET: 1 of 1	